

TABLE: M1 EXPATRIATE EMPLOYMENT BY SEX, AS AT 30 SEPTEMBER 2009

GENDER	TOTAL	%
TOTAL	72,308	100
Male	66,801	92
Female	5,507	8

Source: Ministry of Human Resources, Youth and Sports



TABLE M3: EXPATRIATE EMPLOYMENT BY INDUSTRY AND OCCUPATION , AS AT 30th SEPTEMBER 2009

INDUSTRY \ OCCUPATION	INDUSTRY												
	AGRICULTURE AND FORESTRY	FISHING	MANUFACTURING	ELECTRICITY, GAS AND WATER	CONSTRUCTION	EDUCATION	HOTELS AND RESTAURANTS	WHOLESALE AND RETAIL TRADE	TOURISM	TRANSPORT, STORAGE AND COMMUNICATION	FINANCING, INSURANCE, BUSINESS AND REAL ESTATE	OTHER COMMUNITY, SOCIAL AND PERSONAL SERVICES	TOTAL
TOTAL	535	1,188	2,464	82	30,293	2,998	4,103	1,774	11,397	1,631	6,154	9,689	72,308
Legislators, senior officials and managers	0	4	14	2	47	15	29	14	683	23	270	41	1,142
Professionals	1	17	15	8	402	2883	28	16	519	93	598	1192	5,772
Technicians and associate professionals	2	16	85	0	68	56	18	31	1160	529	338	873	3,176
Clerks	0	0	3	0	2	0	1	5	87	0	5	0	103
Service workers and shop and market sales workers	16	45	33	0	165	0	3152	45	3388	24	398	232	7,498
Skilled agricultural and fishery workers	75	0	0	0	12	0	2	0	210	0	3	9	311
Craft and related trades workers	10	39	1238	3	15940	1	33	51	842	63	1466	62	19,748
Plant and machine operators and assemblers	1	6	145	5	188	1	28	76	45	63	381	258	1,197
Elementary occupations	430	1061	931	64	13469	42	812	1536	4463	836	2695	7022	33,361

Note: All data are aggregate figures
Source: Ministry of Human Resources, Youth and Sports

FIGURE M3.1 : EXPATRIATE EMPLOYMENT BY OCCUPATION - AS AT 30th SEPTEMBER 2009

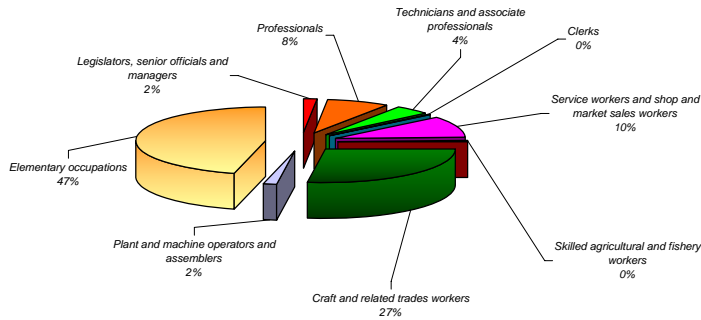


FIGURE M3.2: EXPATRIATE EMPLOYMENT BY INDUSTRY - AS AT 30th SEPTEMBER 2009

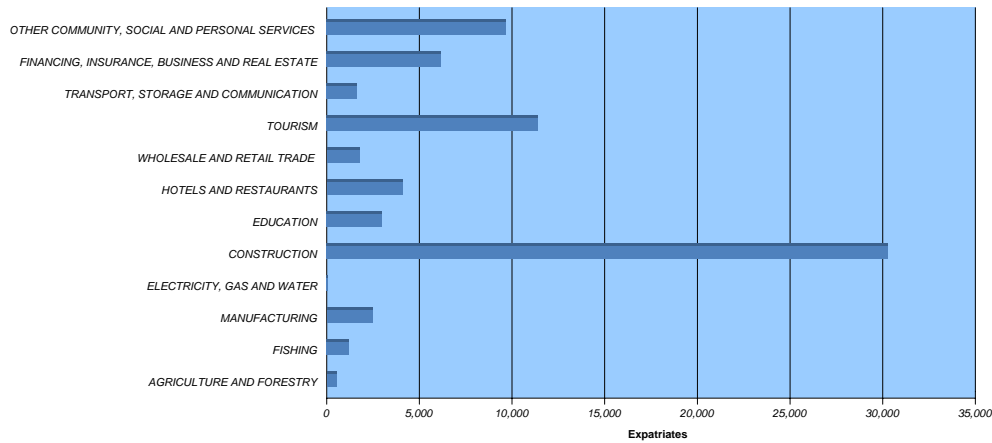


TABLE M4: EXPATRIATE EMPLOYMENT BY REGION, AS AT 30th SEPTEMBER 2009

INDUSTRY \ COUNTRY	INDUSTRY											TOTAL	
	AGRICULTURE AND FORESTRY	FISHING	MANUFACTURING	ELECTRICITY, GAS AND WATER	CONSTRUCTION	EDUCATION	HOTELS AND RESTAURANTS	WHOLESALE AND RETAIL TRADE	TOURISM	TRANSPORT, STORAGE AND COMMUNICATION	FINANCING, INSURANCE, BUSINESS AND REAL ESTATE		OTHER COMMUNITY, SOCIAL AND PERSONAL SERVICES
ALL REGIONS	535	1,188	2,464	82	30,293	2,998	4,103	1,774	11,397	1,631	6,154	9,689	72,308
Africa	0	1	0	0	10	37	0	0	93	4	5	23	173
America	0	0	1	0	2	7	0	0	50	52	10	21	143
Asia	535	1,186	2,462	82	30,252	2,940	4,098	1,771	10,489	1,549	6,026	9,515	70,905
Europe	0	0	1	0	27	12	5	3	710	16	105	101	980
Oceania	0	1	0	0	2	2	0	0	55	10	8	29	107

Note: All data are aggregate figures

Source: Ministry of Human Resources, Youth and Sports

FIGURE M4: EXPATRIATE EMPLOYMENT BY REGION, AS AT 30th SEPTEMBER 2009

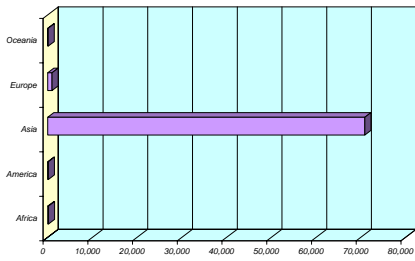


TABLE M5: EXPATRIATE EMPLOYMENT BY OCCUPATION AND SEX, AS AT 30th SEPTEMBER 2009

OCCUPATION	MALE	FEMALE	TOTAL
TOTAL	66,801	5,507	72,308
Legislators, senior officials and managers	949	193	1,142
Professionals	4,410	1,362	5,772
Technicians and associate professionals	1,877	1,299	3,176
Clerks	88	15	103
Service workers and shop and market sales workers	6,842	656	7,498
Skilled agricultural and fishery workers	308	3	311
Craft and related trades workers	19,697	51	19,748
Plant and machine operators and assemblers	1,102	95	1,197
Elementary occupations	31,528	1,833	33,361

Note: All data are aggregate figures

Source: Ministry of Human Resources, Youth and Sports

FIGURE M5: EXPATRIATE EMPLOYMENT BY OCCUPATION AND SEX, AS AT 30th SEPTEMBER 2009

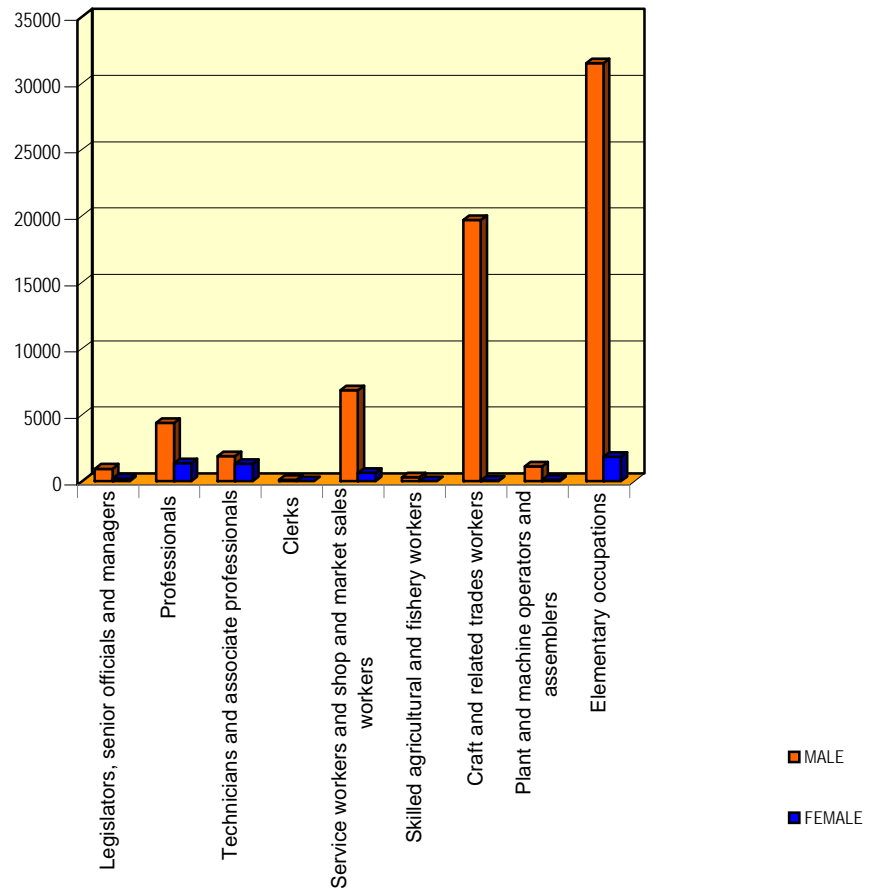


TABLE M6: EXPATRIATE EMPLOYMENT BY INDUSTRY AND SEX , AS AT 30th SEPTEMBER 2009

INDUSTRY	MALE	FEMALE	TOTAL
TOTAL	66,801	5,507	72,308
Agriculture and Forestry	529	6	535
Fishing	1,033	155	1,188
Manufacturing	2,334	130	2,464
Electricity, Gas and Water	82	0	82
Construction	30,233	60	30,293
Education	2,121	877	2,998
Wholesale and Retail Trade	4,012	91	4,103
Hotels and Restaurants	1,756	18	1,774
Tourism	10,077	1,320	11,397
Transport, Storage and Communication	1,615	16	1,631
Financing, insurance, business and real estate	5,923	231	6,154
Other community, social and personal services	7,086	2,603	9,689

Note: All data are aggregate figures

Source: Ministry of Human Resources, Youth and Sports

FIGURE M6: EXPATRIATE EMPLOYMENT BY INDUSTRY AND SEX, AS AT 30 SEPTEMBER 2009

